



Framework® Computer Inc



Model:FRAPPA0000

Product:Framework Laptop 12



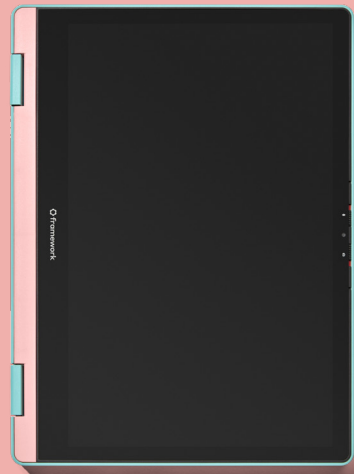
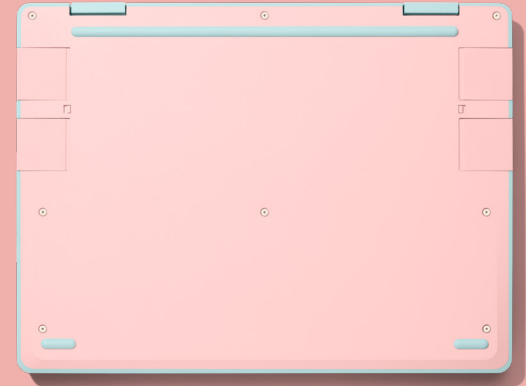

# System Photos

Framework Laptop 12 - Black




# System Photos

Framework Laptop 12 - Bubblegum





# System Photos

Framework Laptop 12 - Grey




# System Photos

Framework Laptop 12 - Lavender




# System Photos

Framework Laptop 12 - Sage



# Laptop Overviews



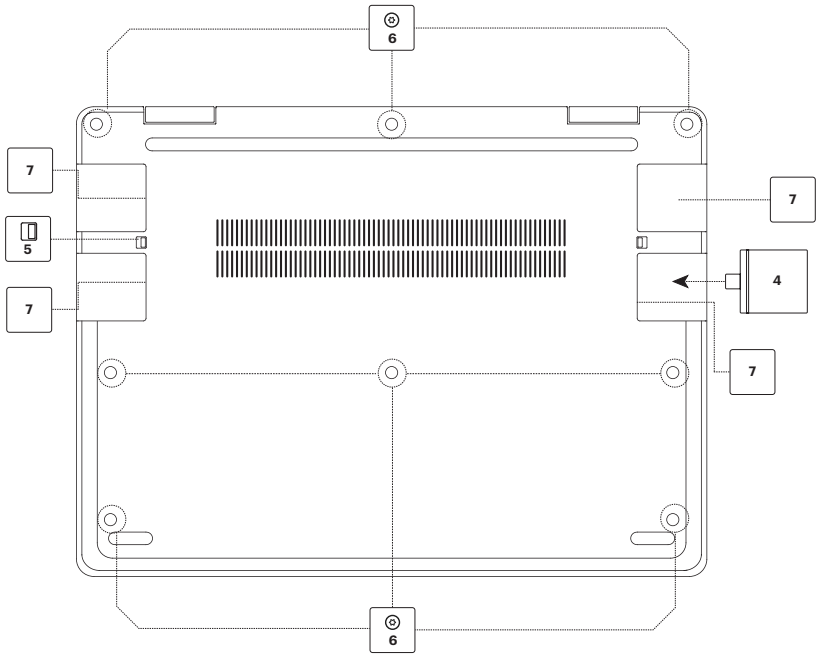
Microphone Privacy Switch



Power Button



Camera Privacy Switch



Expansion Card



Expansion Card Release Button



Five Fasteners - Fasteners to get inside the Framework Laptop



Type-C Connector  
\*Data transmission : USB4. Power Delivery IN / OUT:  
20V, 3A / 5V, 3A. \*Video display: 3840X2160 (60Hz)

## Important Safety and Handling Information

This section of the User Manual contains safety, handling, disposal, recycling, and regulatory information, as well as the limited warranty for the Framework® Laptop 12, including all current and future models of the FRAPPA0000. Please read all safety information and operating instructions before using the Framework® Laptop to avoid injury or harm. For a downloadable version of the Framework® Laptop 12 support guide please visit the following website.

<https://frame.work/support>

### General Safety Guide

Read the following safety, operating, and warning instructions before you use Framework® Laptop 12. Failing to do so may cause injury.

When the system is in operating mode, one USB-C is at 3A, and the other USB-C would be 1.5A.

#### **WARNING: Choking Hazards**

The Framework® Laptop 12 has small parts that may present a choking hazard to small children and pets. Keep the Framework® Laptop 12 and its accessories away from small children.

#### **WARNING: Rechargeable Lithium Ion Battery**

Caution: Risk of explosion if battery is replaced with the incorrect type. The battery used in this device may present a risk of fire or chemical burn if mistreated.

Do not use the Framework Laptop 12 if its cover or the battery's plastic or mylar cover has been cracked or compromised in any way.

Do not use the battery in the event of battery leakage.

Do not expose the battery to excessive physical shock, excessive heat, or fire.

Do not attempt to dismantle, pierce, distort, or cut the battery, and do not attempt to repair the battery.

We recommend that you replace the battery with battery model FRANDZ0000 or other Framework - recommended batteries only. For more information in regards to Framework - recommended batteries and used battery recycling instructions please visit <https://fr.mw/FRANDZGT>.

Keep away from children. For additional handling information please visit our online manual that can be found at the following link:

<https://frame.work/support>.

#### **WARNING: ESD Shock**

The Framework® Laptop 12 includes internal components that are sensitive to ESD. Improper use may result in electrostatic shock to the user or minor to severe damage to the product. Please visit our support page for more information in regards to operating and repairing the Framework® Laptop 12 properly to avoid ESD issues.

#### **WARNING: Hearing Damage**



To prevent possible hearing damage, do not listen at high volume levels for long periods.

**⚠ WARNING: Prop 65**

This product can expose you to Lead material, which is known to the State of California to cause birth defects or other reproductive harm. For more information go to [www.P65Warnings.ca.gov](http://www.P65Warnings.ca.gov).

This product can expose you to Bisphenol A (BPA) material, which is known to the State of California to cause birth defects or other reproductive harm. For more information go to [www.P65Warnings.ca.gov](http://www.P65Warnings.ca.gov).

### **Operating Guide: Temperature, Storage, Use, and Replacement**

Operate and store the Framework® Laptop 12 in a place where the temperature is between 5°C -35°C (41 °F - 95 °F ) (operating) -25°C - 45°C (-13 °F - 113 °F ) (storage). Low or high-temperature conditions might cause the Framework® Laptop 12 to temporarily stop working properly.

This equipment is not suitable for use in locations where children are likely to be present

Do not place the Laptop directly on the user's lap and exposed skin. Avoid using your Laptop with the base resting directly on the skin. The surface temperature may rise during normal operation. Sustained contact with exposed skin may cause discomfort or burn.

Do not operate the Framework® Laptop 12 without all of the removable components installed. Operation must include all components.

Please follow the below safety instructions in order to safely replace all of the Framework® Laptops interchangeable components.

1. Remove your Laptop from all power sources by unplugging your AC cable from your power outlet
2. Turn your computer off
3. Wait until your Laptop is completely cool to the touch to open or remove any internal components (This can take anywhere from 5 - 30 minutes).

**CAUTION:** if you do not wait for the Laptop to cool down you may risk the chance of encountering hot components which may result in a potential burn risk.

### **Powering Framework® Laptop 12 Back On**

Before restarting the Framework® Laptop 12 users must ensure that all screws are in place and tightened both internally and externally. The user must also ensure that all of the interchangeable components must be in their original locations. For instructions on the reassembly of the Framework® Laptop 12 - please refer to the replacement instructions in the reverse order. Please access the following link for assembly and disassembly instructions. The Framework Laptop should not be opened for 20 minutes after removing the power cord. Remove the power cord before disassembling the laptop.

## Operating Guide: Charging

Examine the power adapter cord regularly for damage. Never use a damaged power adapter cord. Use only certified power adapter cords for charging. Misuse can cause electrical shock.

Do not use the Framework® Laptop 12 if its mylar cover has been cracked or compromised in any way.

The socket-outlet shall be installed near the equipment and shall be easily accessible.

## Framework Computer Inc Limited Warranty

By using your Framework Computer Inc ("Framework") product, you agree to be bound by the terms of the Framework Limited Warranty ("Warranty"). See website:

<http://frame.work/support/warranty>

If you do not agree to the terms of the Warranty, please return the Product within the return period stated in Framework's Terms of Sale.

## Framework® Laptop Declaration of Conformity

### CE Declaration of Conformity

This product has been determined to be compliant with the applicable standards, regulations, and directives for the countries where the product is marketed. The product is affixed with regulatory marking and text as necessary for the country/agency. All certifications pertain to Model Number: FRAPPA0000.

### EMC Statement

EMC Emissions Class refers to one of the following use environments:

EMC Class B products are intended for use in residential/domestic environments but may also be used in non-residential/non-domestic environments.

### European Union



Hereby, Framework Computer Inc declares that Framework Laptop 12, FRAPPA0000 is in compliance with the essential requirements and other relevant provisions of Radio Equipment Directives: 2014/53/EU, RoHS Directive 2011/65/EU, Ecodesign Directive 2009/125/EC

The following Safety and Health standards have been applied: Article 3.1a: EN IEC 62368-1:2020+A11:2020 and EN 50566:2017 Article 3.1a: EN 301 489-1 V2.2.3 and EN 301 489-17 V 3.2.4

Other Tests: EMC - CISPR 32/CISPR 35, EN 55032/55035, Regulation (EC) No. 1275/2008, EN 50564:2011, IEC 62301:2011, EN 50581:2012, EN IEC 63000:2018, REACH, Commission Regulation (EU) No. 801/2013 and Commission Regulation (EU) 2023/826

The EC Declaration of Conformity can be referenced at the below link: <https://frame.work/support>

Deactivating the power management function will increase energy consumption

## United States



This device complies with FCC CFR Title 47, Part 15, Subpart B, Class B of the FCC Rules. Operation is subject to the following two conditions: (1) this device may not cause harmful interference, and (2) this device must accept any interference received, including interference that may cause undesired operation.

## Canada

This device complies with Industry Canada license-exempt RSS standard(s). Operation is subject to the following two conditions: (1) this device may not cause interference, and (2) this device must accept any interference, including interference that may cause undesired operation of the device.

### Caution: Exposure to Radio Frequency Radiation

1. To comply with the Canadian RF exposure compliance requirements, this device and its antenna must not be co-located or operating in conjunction with any other antenna or transmitter.
2. To comply with RSS 102 RF exposure compliance requirements, this equipment should be installed and operated, keeping the radiator at least 20cm or more away from the person's body.

Operation in 5150-5250MHz & 5850-5895MHz is for indoor use only.

1. Devices shall not be used for control of or communications with unmanned aircraft systems.
2. Operation on oil platforms, automobiles, trains, maritime vessels and aircraft shall be prohibited except for operating in the 5925-6425 MHz on large aircraft flying above 3,048 m (10,000 ft).

## United Kingdom



447 Sutter St. PMB 135, San Francisco, CA, 94108-4618, United States+1 (415) 475 - 3769

### End of Life Product Disposal

At the end of this product's life, do not dispose of this product in your general household waste. Instead, in order to prevent possible harm to the environment or human health from uncontrolled waste disposal, please dispose of this product separately in accordance with your local laws and regulations.

For more information on the separate collection systems for waste electrical and electronic equipment that are available for consumers near your home free of charge, please contact your local municipality. You can also contact the retailer from which you purchased your

Framework Laptop 12 as they may have recycling services or may be part of a specific recycling program.

If disposed of properly, this product will be treated in an environmentally sound manner at a licensed recycling plant and its components will be recovered, recycled or reused in the most efficient manner in compliance with the requirements of the Directive on Waste Electrical and Electronic Equipment (2012/19/EU) of 14 February, 2014 (as subsequently amended or replaced) ("2012/19/EU").

Battery Disposal

Damaged or unusable batteries must be disposed of in a container specially reserved for this purpose. When disposing of the battery, follow appropriate local guidelines and regulations. For further information, contact your local solid waste authority.



The trash can symbol on the Framework Laptop or on its packaging indicates that it must not be disposed of with your other household waste, pursuant to 2012/19/EU. Instead, it is your responsibility to dispose of your waste equipment by handing it over to a designated collection point for the recycling of waste electrical and electronic equipment. The separate collection and recycling of your waste equipment at the time of disposal will help to conserve natural resources and ensure that it is recycled in a manner that protects human health and the environment. For more information about where you can drop off your waste equipment for recycling, please contact your local city office, your household waste disposal service, or the shop where you purchased the product.

Energy Star

ENERGY STAR is a U.S. Environmental Protection Agency voluntary program that helps businesses and individuals save money and protect our climate through superior energy efficiency. Products that earn the ENERGY Star prevent greenhouse gas emissions by meeting strict energy efficiency criteria or requirements set by the U.S. EPA's enhanced product certification process to ensure that products marked with the ENERGY STAR logo are ENERGY Star certified per applicable ENERGY STAR guidelines. The following logo appears on all ENERGY STAR- Certified computers:



A key ENERGY STAR requirement for computer products is power management features that significantly reduce energy consumption when the product is not in use. Power management allows the computer to enter "sleep" mode, or "low power" mode, after a defined period of inactivity. The power management features have been preset as follows when the computer is operating on AC Power.

Power Management	Time to Activate display sleep mode	Time to activate computer sleep mode	Resuming from sleep mode
Laptop	Less than or equal to 10 minutes	Less than or equal to 10 minutes when on AC	Press the power button to exit sleep mode.  If wake-on-lan (WOL) is enabled, the system can resume from sleep mode in response to a network signal.

Additional Power Save Features:	
USB Wake Up Support	Default: On  Enables USB devices to wake up the system from standby.
Block Sleep	Default: Off  This option lets you block entering to sleep in the OS Environment.

**Bluetooth**

The Bluetooth® word mark and logos are registered trademarks owned by Bluetooth SIG, Inc. and any use of such marks by Framework is under license.

Copyright © 2025 Framework Computer Inc. All Rights Reserved.  
The total or even partial reproduction, transmission, or storage of this guide in any form or by any process whatsoever (electronic, mechanical, photocopy, recording, or otherwise) is strictly prohibited without prior consent from Framework Computer Inc.

**Registered Trademarks**

All trademarks mentioned in this guide are the property of their respective owners

Framework® Laptop 12 Portable Computer Technical Information

Component	Framework Laptop 12 (13th Gen Intel® Core™) - i3-1315U	Framework Laptop 12 (13th Gen Intel® Core™) - i5-1334U
Processor I/Os	13th Gen Intel® Core™ i3-1315U	13th Gen Intel® Core™ i5-1334U
Display	12.2" 1920 x 1200 LCD, touchscreen	12.2" 1920 x 1200 LCD, touchscreen
Camera	1080p 60 fps webcam with hardware privacy switch	1080p 60 fps webcam with hardware privacy switch
Memory	1x8GB DDR5-5200	1x16GB DDR5-5200
Storage	128GB M.2 2230	512GB M.2 2230
Connectivity	Intel Wi-Fi 6E AX211	Intel Wi-Fi 6E AX211
Battery	50Wh Rechargeable Lithium Ion Battery	50Wh Rechargeable Lithium Ion Battery
Ports	4x USB 3.2+DP Port for User-selectable Expansion Cards 1x 3.5mm headphone jack	4x USB 3.2+DP Port for User-selectable Expansion Cards 1x 3.5mm headphone jack
Adapter	60W USB-C with detachable AC and DC cables	60W USB-C with detachable AC and DC cables
Dimensions	287mm x 213.88mmx 18.45mm	287mm x 213.88mmx 18.45mm
Weight	1.25kg	1.25kg
Warranty	US: 1 Year Limited, UK/EU: 2 Year Limited, ES: 3 Year Limited	US: 1 Year Limited, UK/EU: 2 Year Limited, ES: 3 Year Limited

Portable Computer Certifications

Region	Directive	Test Standard	Category
Global	RoHS	Directive 2011/65/EU	Green
Global	REACH (SVHC) Declaration	Regulation (EC) no 1907/2006	Green
Global	Halogen Free (HF) Requirement	IEEE Std. 1680.1-2018	Green
USA	DOE & CEC BCS	CEC BCS: California Code of Regulations, Title 20, Division 2, Chapter 4. Energy Conservation - Battery Charging System, DoE BC: Energy Conservation Standards for Battery Chargers 10 CFR Parts 429 and 430	Green

Region	Directive	Test Standard	Category
USA	CEC Computer	Appliance Efficiency Regulations of California Energy Commission. California Code of Regulations, Title 20, Division 2, Chapter 4. Energy Conservation-Computers.	Green
USA	E-Star	ENERGY STAR Program Requirements for Computers Version 8.0	Green
USA	California Prop65	California Proposition 65	Green
Canada	NRCan BCS	CAN/CSA-C381.2-17 Energy performance of battery charging systems and uninterruptible power supplies, May 01, 2017	Green
EU	ErP lot3 or 6/26	Regulation (EC) no 1275/2008 Regulation (EU) 2023/826	Green
EU	WEEE Report	Directive 2012/19/EU	Green
Australia/New Zealand	AUS/NZ MEPS	AS/NZS 5813.1:2012 & AS/NZ 5813.2:2012	Green
Japan	JEL	2019 JEITA IS-536	Green
South Korea	Korea MEPS	KS C IEC 62301	Green
Taiwan	BMSI-RoHS	CNS 15663	Green
EU	CE	EN 5532:2015+A11:2020 Class B, EN 55035:2017+A11:2020	EMC
USA	FCC	FCC CFR Title 47, Part 15, Subpart B, Class B	EMC
Japan	VCCI	VCCI-CISPR 32:2016	EMC
Australia/New Zealand	RCM	CISPR 32:2015+AMD1:2019 AS/NZS CISPR 32:2015+AMD1:2020	EMC
Taiwan	BSMI	CNS 15936(105 年版 )	EMC
South Korea	MSIP	KS C 9832:2023, KS C 9835:2019	EMC
Canada	ISED	ICES-003, Issue 7 ANSI C63.4-2014 ANSI C63.4a-2017	EMC
N/A	Testing Fee in 3rd Party Lab	ISO/IEC 17025:2017	EMC
EU	CB	IEC 62368-1:2018 (Third Edition)	Safety

Region	Directive	Test Standard	Category
USA	Nemko CCL	UL 62368-1, 3rd Edition, CAN/CSA C22.2 No. 62368-1-19, 3rd Edition	Safety
Taiwan	BSMI	CNS15598-1(109), CNS15936(105)	Safety
South Korea	KC Safety	KC 62368-1(2021-08)	Safety
USA	FCC	FCC Part 2, Section 2.1091, FCC Part 15, Subpart C 15.247, FCC Part 15, Subpart 15.407	RF
Canada	IC	RSS102 Issue 6, RSS-247 Issue 3 Aug. 2023, RSS-Gen Issue 5, Amendment 2, February 2021 RSS-248, issue 3 Oct. 2024	RF
EU	CE	EN 300 328 V2.2.2, EN 300 893 V2.1.1, EN 300 440 V2.2.1 EN 303 687 V1.1.1, EN IEC 62311:2020, EN 50665:2017.	RF
Australia/New Zealand	ACMA	AS/NZS 4268:2017+Amd 1:2021,Radiocommunications Equipment (General) Rules 2021 and AS/NZS 2772.2:2016+Amd 1:2018.	RF
Taiwan	NCC	LP0002	RF

### Expansion Card Technical Information

EXPANSION CARD_HDMI	FRACCHBZ01	USB Type C to HDMI: 5Vdc/700mA	Peripheral
EXPANSION CARD_USBC	FRACCCBZ01 FRACCKBZ01	N/A	Peripheral
EXPANSION CARD_USBA	FRACCABZ01	N/A	Peripheral
EXPANSION CARD_250GB	FRACCFBZ02	USB Type C to 250GB: 5Vdc/330mA	Peripheral
EXPANSION CARD_1TB	FRACCFBZ0A	USB Type C to 1TB: 5Vdc/400mA	Peripheral
EXPANSION CARD_MICROSD	FRACCMBZ01 FRACCVBZ01	USB Type C to MicroSD: 5Vdc/600mA USB Type C to MicroSD (2nd gen): 5Vdc/650mA	Peripheral
EXPANSION CARD_DisplayPort	FRACCCDBZ01	USB Type C to DP: 5Vdc/450mA	Peripheral

EXPANSION CARD_ETHERNET	FRACCTBZ00	USB Type C to Ethernet: 5Vdc/185mA	Peripheral
EXPANSION CARD_AUDIO	FRACCJBZ01	USB Type C to Audio: 5Vdc/17mA	Peripheral
EXPANSION CARD_SD	FRACCNBZ01	USB Type C to SD:5Vdc/300mA	Peripheral

NOTE: All of the items categorized as peripheral have been certified as unintentional radiators and comply with 47 CFR § 15.

NOTE: This equipment has been tested and found to comply with the limits for a Class B digital device, pursuant to part 15 of the FCC Rules. These limits are designed to provide reasonable protection against harmful interference in a residential installation. This equipment generates, uses and can radiate radio frequency energy and, if not installed and used in accordance with the instructions, may cause harmful interference to radio communications.

## Accessory Technical and Certification Information

### Power Supply Technical Information

Input Voltage	110-240 VAC
Input Current (Maximum)	1.5A
Input Frequency	50-60Hz
Rated Output Current (Maximum)	3A
Maximum Power	60W
No load power	<0.15W
Standor	USB PD 3.1
Output receptacle	Type-C
Input receptacle	C6
AC cable length	1.0m

### Power Cord Certifications

Region	Directive	Standard
USA/Canada	UL+CB via UL	UL 60950-1, 2nd Edition ,CAN/CSA C22.2 No. 60950-1-07, 2nd Edition UL 62368-1, 2nd Edition, CAN/CSA C22.2 No. 62368-1-14, 2nd Edition IEC 60950-1:2005 (Second Edition) + AMD 1:2009 + AMD 2:2013 IEC 62368-1:2014 (Second Edition)

Region	Directive	Standard
USA/Canada	FCC + ICES	47 CFR FCC Part 15 Subpart B (Class B) ICES-003 Issue 7 : October 2020 (Class B)
USA	NRCAN, CEC, DOE	US DOE: Office of Energy Efficiency and Renewable Energy 10 CFR Parts 429 and 430 US CEC: California Code of Regulations, Title 20, Division 2, Chapter 4, Article 4. Appliance Efficiency Regulations, Sections 1601 through 1609
Canada	Energy Efficiency Regulations	NRCAN: Amendment 14 to the Energy Efficiency Regulations for External Power Supplies in the Canada Gazette, Part II Quebec: O.C.1394-2018 in GAZETTE OFFICIELLE DU QUEBEC, December 12, 2018, Vol. 150, No.50
Australia/New Zealand	GEMS	AS/NZS4665.1-2005+A1:2009 AS/NZS4665.2-2005+A1:2009
Australia/New Zealand	RCM	AS/NZS CISPR 32 ; AS/NZS 62368.1
EU	ErP, CoC	EU: COMMISSION REGULATION (EU) 2019/1782 of 1 October 2019 EU: Code of Conduct on Energy Efficiency of External Power Supplies Version 5
EU	CE EMC, CE LVD (CB)	EN 55032:2015+AC:2016, Class B +EN 55024:2010 +A1:2015 + EN55035:2017+EN 301489-1 EN 62368-1:2014 + A11:2017
Taiwan	BSMI	CNS13438(95 年版 ) CNS14336-1(99 年版 ) CNS15663(102 年版 )
Singapore	PSB	IEC 62368-1:2014
South Korea	KCC+KC K-MEPS via KTC	K60950-1 KN32,KN35
Mexico	NYCE	NOM-001-SCFI-2018/ NMX-I-60950-1-NYCE-2015 NOM-029-ENER-2017
Japan	PSE(PHC) via JET	Appendix 12 J62368-1 (H30), J55032(H29) and J3000(H25)

Framework's products are provided with the power cord and user documentation suitable for the intended country of delivery. Products that are relocated to other countries should use nationally certified power cords and plugs to ensure safe operation of the product. Contact Framework to determine if alternate power cords or user documentation in other languages is available for your market.

### Expansion Card Certifications

Region	Test	Test Specification
EU	CE - Directive 2014/30/EU	EN 55032:2015 +A11:2020, Class B EN 55035:2017+A11:2020 EN 6100-4-2:2009 / IEC 61000-4-2: 2008 ED. 2.0 EN IEC 61000-4-3: 2020 / IEC 61000-4-3: 2020 ED. 4.0 EN 61000-4-8: 2010 / IEC 61000-4-8: 2009 ED/ 2.0
Canada	ICES	IICES-003:2020 Issue 7, Class B ICES-Gen:2018 Issue 1+A1:2021 ANSI C63.4-2014 amended as per ANSI C63.4a-2017
USA	FCC	47 CFR FCC Part 15, Subpart B, Class B ANSI C63.4:2014
Taiwan	BMSI	CNS 13438 – 乙類 (095/06/01 年版 )
Japan	VCCI	VCCI-CISPR 32:2016, Class B

#### DATASHEET RESPONSIBLE PARTY NAME AND ADDRESS

Responsible Party	Address	Website
Framework Computer Inc	447 Sutter St. PMB 135, San Francisco, CA, 94108-4618, United States +1 (415) 475 - 3769	<a href="https://frame.work">https://frame.work</a>

